


# Know your stuff

**Concert A**




● = Cover the rear left hand thumb hole  
● = cover the hole  
○ = leave the hole open

## 1. Concert A

Concert 'A' for you is the note 'B'.



**Concert C**




● = cover the hole  
○ = leave the hole open

## 2. Concert C

Concert 'C' for you is the note 'D'.



**Concert D**




● = cover the hole  
○ = leave the hole open

## 3. Concert D

Concert 'D' for you is the note 'E'.



**Concert E**



● = cover the hole  
○ = leave the hole open

## 4. Concert E

Concert 'E' for you is the note 'F#'.



5. *Jumping Fifths!*

Musical notation for exercise 5: A single staff in treble clef with a key signature of one sharp (F#) and a 3/4 time signature. The piece starts with a mezzo-piano (*mp*) dynamic and features a sequence of eighth notes. The first four notes are quarter notes, followed by a dotted quarter note. The next four notes are eighth notes, followed by a quarter rest. The final four notes are eighth notes, followed by a dotted quarter note. The dynamic changes to mezzo-forte (*mf*) for the last four notes.

*mp* *mf*

6. *Fifths & Fourths!*

Musical notation for exercise 6: A single staff in treble clef with a key signature of one sharp (F#) and a 3/4 time signature. The piece starts with a mezzo-forte (*mf*) dynamic and features a sequence of eighth notes. The first four notes are quarter notes, followed by a dotted quarter note. The next four notes are eighth notes, followed by a quarter rest. The final four notes are eighth notes, followed by a dotted quarter note.

*mf*

7. *Stepping stones*

Musical notation for exercise 7: A single staff in treble clef with a key signature of one sharp (F#) and a 3/4 time signature. The piece starts with a mezzo-piano (*mp*) dynamic and features a sequence of eighth notes. The first four notes are quarter notes, followed by a dotted quarter note. The next four notes are eighth notes, followed by a quarter rest. The final four notes are eighth notes, followed by a dotted quarter note. A crescendo hairpin is placed under the first four notes, and a decrescendo hairpin is placed under the last four notes.

*mp* *mf*

Musical notation for exercise 7 continuation: A single staff in treble clef with a key signature of one sharp (F#) and a 3/4 time signature. The piece starts with a mezzo-piano (*mp*) dynamic and features a sequence of eighth notes. The first four notes are quarter notes, followed by a dotted quarter note. The next four notes are eighth notes, followed by a quarter rest. The final four notes are eighth notes, followed by a dotted quarter note. A decrescendo hairpin is placed under the first four notes, and a crescendo hairpin is placed under the last four notes.

*mp*

8. *All over the place*

Musical notation for exercise 8: A single staff in treble clef with a key signature of one sharp (F#) and a 3/4 time signature. The piece starts with a mezzo-piano (*mp*) dynamic and features a sequence of eighth notes. The first four notes are quarter notes, followed by a dotted quarter note. The next four notes are eighth notes, followed by a quarter rest. The final four notes are eighth notes, followed by a dotted quarter note. A decrescendo hairpin is placed under the last four notes.

*mp* *mf*

9. *Quaver-thon - How fast can you play it?*

Musical notation for exercise 9: A single staff in treble clef with a key signature of one sharp (F#) and a 3/4 time signature. The piece starts with a mezzo-forte (*mf*) dynamic and features a sequence of eighth notes. The first four notes are quarter notes, followed by a dotted quarter note. The next four notes are eighth notes, followed by a quarter rest. The final four notes are eighth notes, followed by a dotted quarter note.

*mf*