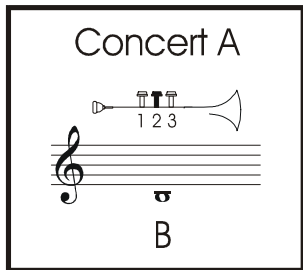


Know your stuff

Concert A



B


1. Concert A

Concert 'A' for you is the note 'B'.



mf

Concert C



D


2. Concert C

Concert 'C' for you is the note 'D'.



mf

Concert D



E


3. Concert D

Concert 'D' for you is the note 'E'.



mf

Concert E



F#

4. Concert E

Concert 'E' for you is the note 'F#'.



mf

5. *Jumping Fifths!*

Musical notation for exercise 5: A single staff in treble clef with a key signature of two sharps (F# and C#) and a 3/4 time signature. The piece starts with a half note G4 (marked *mp*), followed by quarter notes A4, B4, and C5. After a quarter rest, it continues with quarter notes D5, E5, F5, G5, A5, B5, and C6 (marked *mf*), ending with a half note G5.

mp *mf*

6. *Fifths & Fourths!*

Musical notation for exercise 6: A single staff in treble clef with a key signature of two sharps (F# and C#) and a 3/4 time signature. The piece starts with a half note G4 (marked *mf*), followed by quarter notes A4, B4, and C5. After a quarter rest, it continues with quarter notes D5, E5, F5, G5, A5, B5, and C6, ending with a half note G5.

mf

7. *Stepping stones*

Musical notation for exercise 7: A single staff in treble clef with a key signature of two sharps (F# and C#) and a 3/4 time signature. The piece starts with a half note G4 (marked *mp*), followed by quarter notes A4, B4, and C5. After a quarter rest, it continues with quarter notes D5, E5, F5, G5, A5, B5, and C6 (marked *mf*), ending with a half note G5.

mp *mf*

Musical notation for exercise 7 continuation: A single staff in treble clef with a key signature of two sharps (F# and C#) and a 3/4 time signature. The piece starts with a half note G4 (marked *mp*), followed by quarter notes A4, B4, and C5. After a quarter rest, it continues with quarter notes D5, E5, F5, G5, A5, B5, and C6, ending with a half note G5.

mp

8. *All over the place*

Musical notation for exercise 8: A single staff in treble clef with a key signature of two sharps (F# and C#) and a 3/4 time signature. The piece starts with a half note G4 (marked *mp*), followed by quarter notes A4, B4, and C5. After a quarter rest, it continues with quarter notes D5, E5, F5, G5, A5, B5, and C6 (marked *mf*), ending with a half note G5.

mp *mf*

9. *Quaver-thon ~ How fast can YOU play it?*

Musical notation for exercise 9: A single staff in treble clef with a key signature of two sharps (F# and C#) and a 3/4 time signature. The piece consists of a continuous eighth-note pattern: G4, A4, B4, C5, D5, E5, F5, G5, A5, B5, C6, G5, F5, E5, D5, C5, B4, A4, G4. The piece is marked *mf*.

mf